

APPLICATION:

PRODUCT NAME:

CONCEALED PIPING REEL RINSE
INSTALLATION KIT

JOB NAME:

SPECIAL CONFIGURATION
 CHECK BASE MODEL AND OPTIONS

QUANTITY:

ITEM NO.

MODEL:

■ 28266

OPTIONS OR MODIFICATIONS:

OTHER _____

FEATURES

KIT INCLUDES THE FOLLOWING

- #14540 - VACUUM BREAKER (QTY: 1)
- #13676 - CONTROL VALVE (QTY: 3)
- #2936-9000 - CHECK VALVE (QTY: 2)

VACUUM BREAKER

- * ANTI-SPILL DESIGN
- * ASSE - 1056 APPROVED
- * ADJUSTABLE ECCENTRICS INCLUDED

CONTROL VALVE

- * ADJUSTABLE WALL DEPTH
- * INTERNAL SPRING LOADED CHECK VALVES
- * SWIVELLING SEAT DISKS
- * RIGHT HAND SWIVEL STEM WITH CROSS HANDLES
- * STAINLESS STEEL SEATS
- * STAINLESS STEEL SEAT SCREWS
- * STAINLESS STEEL HANDLE SCREWS
- * BLUE AND RED INDEX BUTTONS INCLUDED

CHECK VALVE

- * BRASS BODY
- * ALLOWS FLUID FLOW IN 1 DIRECTION ONLY

SYSTEM LIMITS

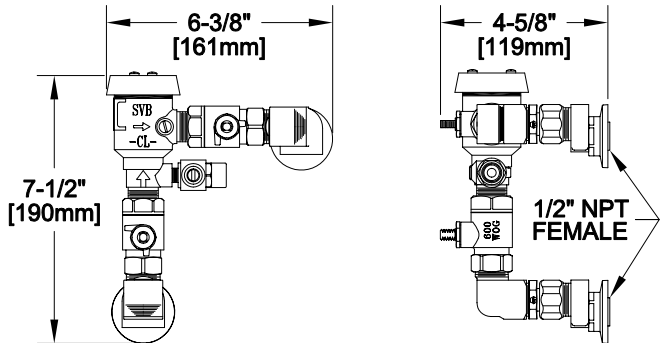
- * TEMP: 40°F MIN. TO 140°F MAX.
- * PRESSURE: 150 PSI MAX STATIC

SHIPPING WEIGHT

* 7.5 LBS

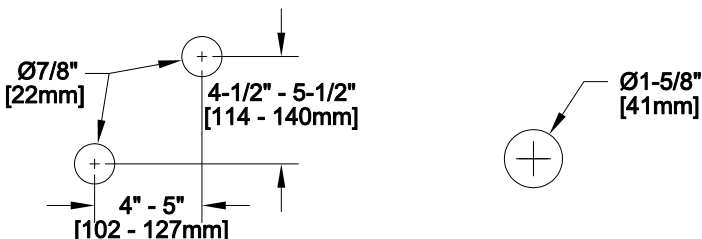
** PIPES, ELBOWS AND TEES NOT INCLUDED

#14540 - VACUUM BREAKER

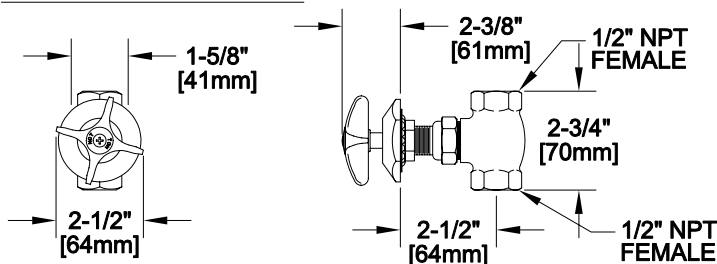


VACUUM BREAKER ROUGH - IN

CV ROUGH - IN

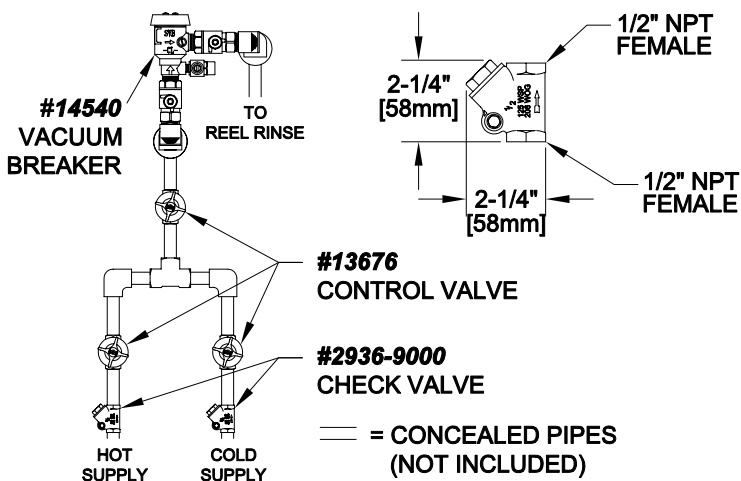


#13676 - CONTROL VALVE



RECOMMENDED LAYOUT**

#2936-9000 CHECK VALVE



ANSI/A112.18.1M

FISHER

FISHER MANUFACTURING COMPANY

TOLL FREE: 800-421-6162 - FAX: 800-832-8238

information@fisher-mfg.com - www.fisher-mfg.com